



SILSPEC[®] SES *EXPANSION JOINT SEAL*

- Watertight
- Fuel Resistant
- High Movement Capacity
- Durable
- No Steel Anchorages
- Fast Installation

Pre-Compressed Silicone-and-Foam Hybrid Seal for Expansion and Construction Joints in Bridges and Pavements



Serving the companies that build America



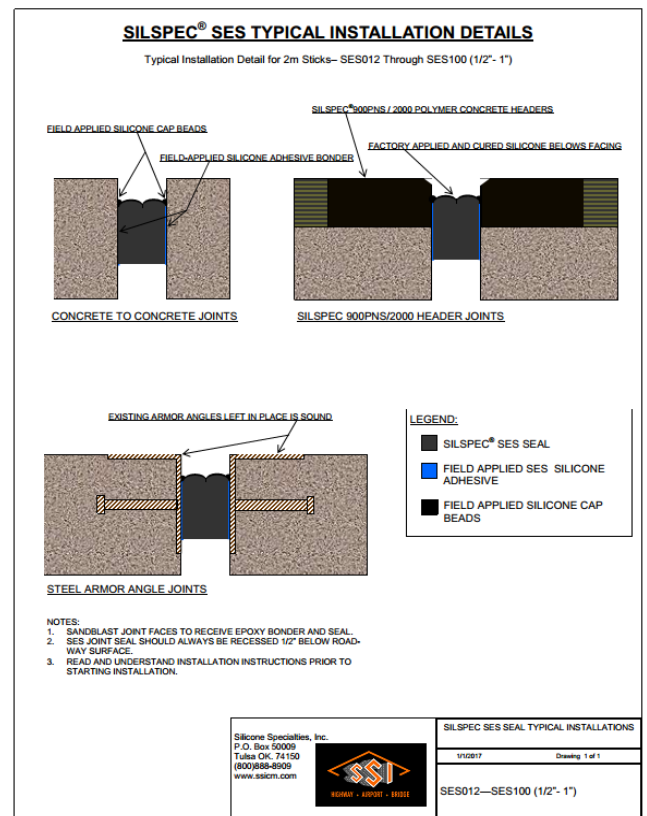
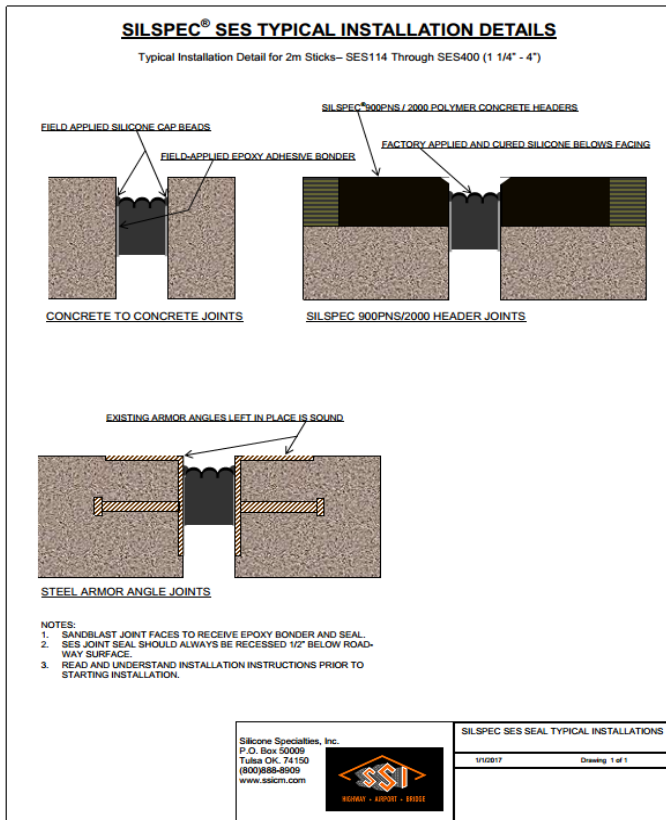
SES EXPANSION JOINT SEAL

Fast, Easy Installation

- Most SILSPEC[®] SES installations can be completed between rush hours.
- Contractor or maintenance crews can be easily trained to install SILSPEC[®] SES Expansion Joint Seal.
- Required installation tools and equipment are readily available.

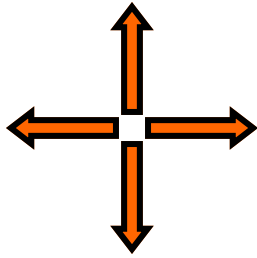
Versatile

- SILSPEC[®] SES is an excellent choice for new construction in a wide range of climates and engineering configurations.
- SILSPEC[®] SES can be used in new construction applications or retrofit bridge preservation applications.



High Movement Capacity

- All Axis Movement



SILSPEC[®] SES moves +/- 50% of the nominal size in all directions of movement.

Factory Made Transitions

Pre-Fabricated Transitions make installation in curbs, parapet walls and terminations straight-forward.

Water-Tight & Fire Resistant

Water-Tight throughout its mass and does not wick water.

SILSPEC[®] SES Seal has a 1-hour fire rating. (ASTM E 84, DIN 18 452)

Durable

- Durable in all climates, the Silicone Faced Profile can withstand extreme climate conditions that other hybrids are not recommended for.

Economical

- Compared to other systems in use today, SILSPEC[®] SES has lower installation cost.
- With it's ease of repair, SILSPEC[®] SES has one of the lowest life cycle costs of any joint repair system available.

Repairable

- If a SILSPEC[®] SES joint is damaged, only the damaged area needs to be replaced, unlike other systems which need total removal and replacement.
- A SILSPEC[®] SES joint replacement can be accomplished quickly and economically with maintenance personnel.

Availability

The SILSPEC® SES *EXPANSION JOINT SEAL* is available through a network of distributors throughout the U.S. and Canada. For technical assistance contact SSI or your authorized distributor.

Complete System Continuity

The SILSPEC® SES *EXPANSION JOINT SEAL* when combined with our SILSPEC® Elastomeric Concretes, SILSPEC® 900PNS and SILSPEC® 2000 it forms a fast, economical option for joint construction, repairs or replacement.

SES *EXPANSION JOINT SEAL* is part of the SSI Family of transportation products:

**SILSPEC® 900PNS • SILSPEC® 2000 • SILSPEC® FLEXPATCH • SILSPEC® RE-DECK • SILSPEC® DECKSEAL
SILSPEC® SES • SILSPEC® SSS**

Warranty Limitations: SSI REPRESENTS TO THE PURCHASER OF THIS PRODUCT FROM SSI (REFERRED TO AS CUSTOMER) THAT THE INFORMATION IN THIS LITERATURE IS AN ACCURATE DESCRIPTION OF THE TYPICAL CHARACTERISTICS, PROPERTIES AND USES OF THE PRODUCT, IF TRANSPORTED, STORED AND APPLIED IN ACCORDANCE WITH THIS LITERATURE AND THE REFERENCED MATERIAL SAFETY DATA SHEET, UNLESS SSI PROVIDES BEFORE PRODUCT INSTALLATION AN EXPRESS WRITTEN WARRANTY AFTER RECEIPT AND EVALUATION OF SPECIFIC WRITTEN PROJECT CONDITIONS AND APPLICABLE SCOPE DOCUMENTATION. SSI'S EXCLUSIVE WARRANTY IS THAT THE PRODUCT WILL CONFORM TO THE SALES REPRESENTATIONS STATED HEREIN AND THE CURRENT MATERIAL SAFETY DATA SHEET. SSI EXPRESSLY DISCLAIMS ALL OTHER EXPRESS OR IMPLIED WARRANTIES, INCLUDING WITHOUT LIMITATION WARRANTIES OF MERCHANTABILITY AND FITNESS FOR PARTICULAR PURPOSE. IN NO EVENT SHALL SSI'S LIABILITY FOR DAMAGES ARISING FROM THE SALE OF THIS PRODUCT THE AMOUNT OF PURCHASE PRICE RECEIVED BY SSI FROM CUSTOMER FOR THIS PRODUCT DELIVERED TO THE PROJECT IN QUESTION, OR AT SSI'S SOLE OPTION, SSI MAY REPLACE THE PRODUCT OR PORTION THEREOF THAT DOES NOT CONFORM TO THE FOREGOING REPRESENTATION. SSI EXPRESSLY EXCLUDES ANY LIABILITY FOR SPECIAL OR CONSEQUENTIAL DAMAGES.

CUSTOMER IS SOLELY RESPONSIBLE FOR EVALUATING JOB CONDITIONS AND THE SUITABILITY OF DESCRIBED PHYSICAL PROPERTIES AND CHARACTERISTICS OF THE PRODUCT TO MEET SPECIFIED OR APPARENT PROJECT REQUIREMENTS AND FOR APPLICATION OF THE PRODUCT IN ACCORDANCE WITH SSI'S RECOMMENDATIONS.

THESE REPRESENTATIONS ARE INTENDED FOR RELIANCE EXCLUSIVELY BY THE CUSTOMER AND ARE NOT INTENDED TO BENEFIT ANY OTHER PERSON OR ENTITY. THESE EXCLUSIONS, MODIFICATIONS OR LIMITATIONS OF WARRANTIES, INCLUDING THEIR EFFECT ON RIGHTS AND REMEDIES, THAT ARE EFFECTIVE AGAINST ARE ALSO EFFECTIVE AGAINST SUBSEQUENT PURCHASERS, USERS AND THIRD PARTY BENEFICIARIES OF THE SALE OF THIS PRODUCT.

SSI UNDERTAKES NO RESPONSIBILITY FOR STORAGE, MIXTURE, PREPARATION OF SURFACES, APPLICATION, USE OR MIS-USE OF PRODUCT OR ITS CONFORMITY TO SPECIFICATIONS THAT ARE NOT PREVIOUSLY AND EXPRESSLY ACKNOWLEDGED IN WRITING BY SSI.



800-888-8909 • Fax 918-582-7510 • www.ssicm.com

TULSA
430 S. ROCKFORD
TULSA, OK 74120
918/587-5567

OKLAHOMA CITY
610 NE 36th ST.
OKLAHOMA CITY, OK
73105
405/524-9525

DALLAS
2367 GLENDA LANE
DALLAS, TX 75229
972/243-0676

HOUSTON
2211 SABINE
HOUSTON, TX 77007
713/862-3900

AUSTIN
13815 IMMANUEL ROAD
PFLUGERVILLE, TX 78660
512/326-1156

SAN ANTONIO
2104 MANNIX
SAN ANTONIO, TX 78217
210/930-6360

MCALLEN
1503 MID-CITIES DRIVE
PHARR, TX 78577-2128
956/782-1341

FT. WORTH
2545 BERNER ST.
FORT WORTH, TX 76111
682/647-1881

EL PASO
7198 MERCHANT STE A-1
EL PASO, TX 79915
915/591-6800

DALLAS- RICHARDSON
610 S. Sherman ST.
STE. 118
RICHARDSON TX. 75081
972/234-1163

HOUSTON- BLALOCK
4400 BLALOCK ROAD
SUITE 100
HOUSTON TX 77041
713/460-8800

BATON ROUGE
5813 MCCANN DRIVE
BATON ROUGE, LA 70809
225/620-0950

NEW ORLEANS
300 JEFFERSON HWY
BLDG 4 STE. 701
JEFFERSON, LA 70121
504/539-3102

KANSAS CITY
3030 SOUTHWEST BLVD
KANSAS CITY MO 64108
816/561-1617